



17th Meeting of the EASD Eye Complications Study Group

Final Programme

EASDec 2007

Rome, Italy, 25-27 May 2007

Pontificia Universitas Urbaniana

Organiser: Francesco Bandello, MD, University of Udine

President: Renato Lauro, MD, University of Rome "Tor Vergata"

Scientific Patronage: G.B. Bietti Eye Foundation - *Italian Scientific
Institute for Research, Hospitalization and Health Care, Rome*



EASDec Board Members:



President

Pierre-Jean Guillausseau, MD

Vice-President

Anne Katrin Sjølie, MD

Past-President

Francesco Bandello, MD

Secretary

Simon Harding, MD

Treasurer

Pascale Massin, MD

Official Congress Bureau:
Organising Secretariat

Science Promotion s.r.l.
Via G. Antonelli, 21
00197 Rome - Italy
Phone: +39 06 80692122
Fax: +39 06 80662987
info@sciencepromotion.it

FOR FULL INFORMATION ON THE MEETING VISIT:

**www.easdec.org
www.sciencepromotion.it**

Official Congress Venue: PONTIFICIA UNIVERSITAS URBANIANA
Via Urbano VIII, n°16 - 00165 ROME



**Pontificia
Universitas
Urbaniana**



*The Pontifical Urbaniana University is an academic institution belonging to the Congregation for the Evangelisation of Peoples. The University hosts research and teaching within the framework of the Holy See's educational system regulated by the Congregation for Catholic Education. The origins of the Urbaniana date back to 1st August 1627, when Pope Urban VIII established the Urban College with the Bull *Immortalis Dei Filius*, which was the very first educational institution within the Congregation De Propaganda Fide. The Institute was granted the authority to confer the Bachelor degree by the Studium Urbis, at present the University La Sapienza. The Pontifical Urbaniana University was endowed with the title "Pontifical" by the Motu Proprio "Fidei Propagandae" of Blessed Pope John XXIII, on 1st October 1962, a few days before the beginning of the Second Vatican Council.*

FINAL PROGRAMME

Friday 25 May

3:00 - 4:00 p.m. Registration for the satellite symposia and 17th EASDec Meeting at the Congress Venue
(Pontificia Universitas Urbaniana - Via Urbano VIII, n°16)
Refreshments
Buses will take delegates from the Official Conference Hotels to the Congress Venue (please see the schedules at the hotels)

4:00 - 5:30 p.m. **Chairmen: *Pierre-Jean Guillausseau and Simon Harding***
Satellite Symposium
Jointly supported by an educational grant from Eli Lilly and Company

Lilly Diabetes	The Diabetic Retina: Today's Science and Future Implications for Patient Care
	A Scientific Symposium Friday, May 25, 2007 16.00 – 17.30 Pontificia Universitas Urbaniana, Rome, Italy Aula Magna Room Chairmen Professor Pierre-Jean Guillausseau Chief, Department of Medicine Lariboisière Hospital Paris, France Professor Simon Harding Consultant Ophthalmic Surgeon St. Paul's Eye Unit Royal Liverpool University Hospital Liverpool, United Kingdom

This event is included in the registration fee

5:30 - 7:00 p.m. **Chairmen: *Anne Katrin Sjolie and Thomas Unger***
Satellite Symposium:
Prospects for Angiotensin Receptor Blockade in the management of diabetic retinopathy
Jointly supported by educational grants from Astra-Zeneca and Takeda Pharmaceutical Company
This event is included in the registration fee

7:00 p.m. Buses will take delegates from the Congress Venue to the Welcome Reception Venue (Capitoline Museums)

8:00 - 9:00 p.m.

Welcome Reception - "Capitoline Museums"

The museum is situated in the two twin palaces of Michelangelo's Piazza del Campidoglio which is surrounded by illustrious palaces and magnificently decorated by the statue of Marcus Aurelius, set at the centre of it. The Collection of the Capitoline Museum is considered to be one of the most prestigious and ancient collections in the world, containing marbles and bronzes, pictures and objects of art, and a precious collection of imperial portraits. The Capitoline Museums will be closed to the public for the evening. Delegates will have the opportunity to join specifically arranged guided tours lasting between 30-40 minutes and to see some of the many highlights of this wonderful museum.

This event is included in the registration fee




9:00 - 10:00 p.m.

Welcome Buffet Dinner - "Terrazza Caffarelli"

Terrazza Caffarelli is a terrace directly overlooking the Foro Romano and the right side of the Tiber, towards the Gianicolo. It's a place of contemplation which offers a striking point of view over most of Vatican City and Trastevere. After their tour of the Museum, delegates are invited to have a buffet dinner on Terrazza Caffarelli where they shall appreciate one of the most exclusive panorama in the world

This event is included in the registration fee



10:00 p.m.

Buses will take delegates from the Welcome Reception Venue (Capitoline Museums) back to the Official Conference Hotels

17th EASDec Meeting

SCIENTIFIC PROGRAMME

Saturday 26 May 2007

8:00 - 9:00 a.m. Participants Registration
Buses will take delegates from the Official Conference Hotels to the Congress Venue (please see the schedules at the hotels)

9:00 - 9:10 a.m. Opening Ceremony

9:10 - 11:00 a.m.

Session 1

Chairmen: H. Lund-Andersen and Simon Harding

Free Papers: Pathophysiology

REDUCED RESPONSE OF RETINAL VESSELS TO FLICKER LIGHT
STIMULATION IN DIABETIC PATIENTS WITHOUT RETINOPATHY

Amélie Leclaire-Collet

Dept. of Ophthalmology, Lariboisière Hospital, Paris, France

ATP-AND ADENOSINE-INDUCED RELAXATION OF PORCINE RETINAL
ARTERIOLES DEPENDS ON PERIVASCULAR RETINAL TISSUE AND ACTS VIA
AN ADENOSINE RECEPTOR

Kim Holmgaard

Dept. of Ophthalmology, Århus University Hospital / Dept. of Physiology, Århus University, Denmark

HIGH-GLUCOSE CONDITIONED MATRIX ENHANCES APOPTOSIS OF
HUMAN RETINAL PERICYTES

Elena Beltramo

Dept. of Internal Medicine, University of Turin, Italy

INCREASED SHEDDING OF VASCULAR ENDOTHELIAL
MICROPARTICLES IN PROLIFERATIVE DIABETIC RETINOPATHY

Pascale Massin

Dept. of Ophthalmology, Lariboisière Hospital, Paris, France

DIFFERENTIAL ROLES OF CTGF AND VEGF IN ANGIOGENESIS AND FIBROSIS
IN PROLIFERATIVE DIABETIC RETINOPATHY

Reinier O. Schlingemann

Academic Medical Center, Amsterdam, The Netherlands

ADVANCED GLYCATION END PRODUCTS CAUSE INCREASED CCN FAMILY
AND EXTRACELLULAR MATRIX GENE EXPRESSION IN THE DIABETIC
RODENT RETINA

Ingeborg Klaassen

Academic Medical Center, Amsterdam, The Netherlands

VEGF-A INDUCES EXPRESSION OF PRO-FIBROTIC GROWTH FACTOR AND
EXTRACELLULAR MATRIX GENES IN THE RETINA

Reinier O. Schlingemann

Academic Medical Center, Amsterdam, The Netherlands

11.00 - 11:30 a.m. Coffee Break

11:30 a.m. - 1:00 p.m. Session 2

Chairmen: *Eva M. Kobner and P.J. Guillausseau*

11:30 - 12:00 a.m. **Key Note Lecture**

**Cellular crosstalk in the diabetic retina - novel insights from
preclinical models**

Hans-Peter Hammes

12:00 a.m. - 1:00 p.m. Free Papers: Pathophysiology, Diagnosis and Miscellaneous

CROSSTALK BETWEEN TNF- α , NADPH OXIDASE, PKC β 2, AND CORE 2
TRANSFERASE IN DIABETIC LEUKOCYTES

Rakesh Chibber

Cardiovascular Division, James Black Centre, King's Denmark Hill Campus,
London, UK

THE ROLE OF ADVANCED STRUCTURAL AND FUNCTIONAL RETINAL
TESTING IN THE DIAGNOSIS OF EARLY RETINOPATHY IN TYPE 1 DIABETES

Mariacristina Parravano

G.B. Bietti Eye Foundation - Italian Scientific Institute for Research,
Hospitalization and Health Care, Rome, Italy

THE EFFECT OF INAPPROPRIATE INSULIN THERAPY IN TYPE 2 DIABETES ON
DIABETIC RETINOPATHY PROGRESSION

Yulia Y. Sivas

St Petersburg Medical University, Russia

COURSE OF DIABETIC RETINOPATHY AFTER SUCCESSFUL PANCREAS
TRANSPLANTATION ACCORDING TO THE LEVEL OF DIABETIC
RETINOPATHY AT THE TIME OF TRANSPLANTATION

Tomas Sosna

Center of Diabetology, Institute for Clinical and Experimental Medicine, Prague,
Czech Republic

1:00 - 2:00 p.m. Buffet Lunch

2:00 - 3:45 p.m.

Session 3**Chairmen:** *Massimo Porta and A.K. Sjølie*

2:00 - 2:30 p.m.

Key Note Lecture**Toward prevention of diabetic retinopathy****Mara Lorenzi**

2:30 - 3:45 p.m.

Free Papers : Epidemiology and Screening**INTERNAL QUALITY ASSURANCE ON A DIGITAL RETINAL PHOTOGRAPHIC SCREENING PROGRAMME FOR DIABETIC RETINOPATHY***John Smith*

Foresight Ireland Ltd, Ballynahinch, Ireland

REACHING THOSE WHO NEED IT THE MOST - DIABETIC RETINOPATHY SCREENING IN EAST LONDON*Tunde Peto*

Moorfields Eye Hospital, London, UK

**VISUAL ACUITY IN DIABETICS AT FIRST SCREENING FOR EYE DISEASE
DIABETIC RETINOPATHY SCREENING SERVICE FOR WALES (DRSSW)***Helena Cilliers*

Royal Gwent Hospital, Newport, Wales, UK

**DIABETIC RETINOPATHY SCREENING WITH FUNDUS PHOTOGRAPHS:
COMPARISON OF DIFFERENT APPROACHES***Elisabetta Pilotto*

Dept. of Ophthalmology, University of Padua, Italy

**PROLIFERATIVE DIABETIC RETINOPATHY IS AN IMPORTANT PREDICTOR OF
MORTALITY AMONG TYPE 1 DIABETIC PATIENTS***Jakob Grauslund*

Dept. of Ophthalmology, Odense University Hospital, Denmark

3:45 - 5:00 p.m.

Coffee Break and POSTERS PRESENTATION**1. BASELINE DATA OF THE ÅRHUS PROSPECTIVE STUDY OF
AUTOREGULATION IN DIABETIC RETINOPATHY***Toke Bek*

Dept. of Ophthalmology, Århus University Hospital, Denmark

**2. CONNECTIVE TISSUE GROWTH FACTOR (CTGF) IS NOT INVOLVED IN
ANGIOGENESIS IN KNOCK OUT MOUSE MODELS***Rob J. van Geest*

Academic Medical Center, University of Amsterdam, The Netherlands

3. RETINAL VESSEL SIGNS AND EARLY RETINOPATHY IN TYPE 1 DIABETES*Janne P. Kytö*

Helsinki University Central Hospital Eye Clinic, Finland

**4. POSSIBLE INCREASED SEVERITY OF RETINAL VEIN OCCLUSION IN
DIABETIC SUBJECTS***Michel Paques*

Dept. of Ophthalmology of Rothschild Foundation, Paris, France

5. EFFECT OF LUTEIN IN THE RETINA OF DIABETIC MICE
Maria Muriach
 Dept. of Physiology, CEU-Cardenal Herrera University, Moncada, Valencia, Spain
6. EFFECT OF DIABETES IN RAT RETINA AND LENS. TREATMENT WITH LUTEIN
Maria Miranda
 Dept. of Physiology, CEU-Cardenal Herrera University, Moncada, Valencia, Spain
7. MIXED MACULAR PATHOLOGY IN A DIABETIC PATIENT
Maria Niskopoulou
 Moorfields Eye Hospital NHS Trust, London, UK
8. REFRACTION IN PEOPLE WITH AND WITHOUT DIABETES OVER A 10 YEAR PERIOD
Birgitte L. Justesen
 Dept. of Ophthalmology, Vejle Hospital, Denmark
9. EFFECT OF THE ORAL PROTEIN KINASE C β INHIBITOR RUBOXISTAURIN ON VISUAL ACUITY IN THE PKC-DRS2 STUDY
Aniz Girach
 Eli Lilly, Leicester, UK
10. SUSTAINED MODERATE VISUAL LOSS AS A PREDICTIVE ENDPOINT FOR VISION LOSS IN NONPROLIFERATIVE DIABETIC RETINOPATHY
Aniz Girach
 Eli Lilly, Leicester, UK
11. INTRAVITREAL APPLICATION OF TRIAMCINOLONE IN THE TREATMENT OF DIABETIC MACULAR EDEMA
Jaroslava Dusová
 Dept. of Ophthalmology, Charles University Prague, Medical Faculty in Hradec Kralove, Czech Republic
12. DIABETIC MACULAR EDEMA TREATED WITH SUBTENON TRIAMCINOLONE ACETONIDE
Regina Halfeld F. de Mendonça
 Dept. of Ophthalmology, University of São Paulo, Brazil
13. INTREAVITREAL BEVACIZUMAB (AVASTIN) INJECTION IN DIABETIC RETINOPATHY WITH DIFFUSE BREAKDOWN OF BLOOD RETINAL BARRIER
Rosangela Lattanzio
 Dept. of Ophthalmology, University Hospital San Raffaele, Milan, Italy
14. CHANGES IN THE DIAMETER OF RETINAL VESSELS IN VIVO AFTER TOPICAL APPLICATION OF A PROSTAGLANDIN AGONIST AND A PROSTAGLANDIN SYNTHESIS INHIBITOR. A PILOT STUDY
Kathrine Tilma
 Dep. of Ophthalmology, Århus University Hospital, Denmark
15. CORRELATION BETWEEN MICROPERIMETRY, OPTICAL COHERENT TOMOGRAPHY FINDINGS AND BEST-CORRECTED VISUAL ACUITY OF LASERPHOTOCOAGULATION BY DIABETIC MACULAR EDEMA
Vladimír Korda
 Dep. of Ophthalmology, Charles University Prague, Medical Faculty in Hradec Kralove, Czech Republic
16. INCIDENCE, PROGRESSION AND RISK FACTORS FOR DIABETIC RETINOPATHY IN A DANISH DIABETES MANAGEMENT PROGRAMME
Majbrit Lind
 Dept. of Ophthalmology, Odense University Hospital, Denmark

17. DIABETIC RETINOPATHY IN OUTPATIENTS WITH TYPE 2 DIABETES: CLINICAL AND EPIDEMIOLOGIC FEATURES

Pierangelo Lazzari

Diabetes Center, Hospital of Cremona, Italy

18. PLASMA HAPTOGLOBIN MAY SIGNAL AN INCREASED RISK OF DEVELOPING PROLIFERATIVE DIABETIC RETINOPATHY IN TYPE 1 DIABETES

Toke Bek

Dep. of Ophthalmology, Århus University Hospital, Denmark

19. EXPERIMENTAL MODEL FOR THE SCREENING OF THE DIABETIC RETINOPATHY IN LAZIO REGION. PILOT STUDY

Monica Varano

G.B. Bietti Eye Foundation - Italian Scientific Institute for Research, Hospitalization and Health Care, Rome, Italy

5:00 - 6:00 p.m.

Session 4

Chairman: *Francesco Bandello*

5:00 - 5:40 p.m.

Key Note Lecture - *Eva M. Kohner Award*

Retinopathy as an indicator of cardiovascular risk

Massimo Porta

5:40 - 6:00 p.m.

Lecture

High frequency ultrasonic imaging of the vitreous, retina and choroid

Jackson Coleman

6:30 p.m.

Buses will take delegates from the Congress Venue to the Official Conference Hotels

7:30 p.m.


Buses will take delegates from the Official Conference Hotels to the Gala Dinner Venue

8:30 p.m.

Gala Dinner - “Villa Monte Mario”

Delegates are invited to dinner in a beautiful and characteristic Roman Villa with panoramic garden and swimming-pool, located in Monte Mario, a quiet and exclusive place of Rome.

This event is included in the registration fee



from 10:30 p.m.

Buses will take delegates from Villa Monte Mario to the Official Conference Hotels

Sunday 27 May

9:00 - 11:00 a.m.

Session 1**Chairmen: Renato Lauro - Pascale Massin**

9:00 - 10:30 a.m.

Free Papers: Macular Oedema: Pathogenesis, Diagnosis & Therapy

DIABETIC MACULAR OEDEMA: EFFECTS OF CHANGES IN PLASMA OSMOLARITY ON THE RETINAL THICKNESS AS EVALUATED BY OCT

Dorte Nellemann. Thornit

Dept. of Ophthalmology, Glostrup Hospital, University of Copenhagen, Denmark

ASSESSMENT OF DIABETIC MACULAR EDEMA: A COMPARISON OF DIFFERENT METHODS

Nyurguyana Grigoryeva

St-Petersburg State Pavlov Medical University, Russia

MULTIFOCAL ERG RESPONSE SEEMS TO IMPROVE IN AREAS TREATED WITH PHOTOCOAGULATION FOR DIABETIC MACULAR OEDEMA

Kristina Holm

Dept. of Ophthalmology, University Hospital, Lund, Sweden

OCT FEATURES DURING EVOLUTION OF SEROUS RETINAL DETACHMENT ASSOCIATED WITH DIABETIC MACULAR EDEMA

David Gaucher

Lariboisière Hospital, Paris, France

INTRAVITREAL TRIAMCINOLONE VERSUS LASER PHOTOCOAGULATION FOR DIABETIC MACULAR OEDEMA

Zoe Ockrim

Moorfields Eye Hospital, London, UK

INTRAVITREAL BEVACIZUMAB (AVASTIN) FOR DIABETIC MACULAR EDEMA

Derri Roman Pognuz

Dept. of Ophthalmology, University of Udine, Italy

10:30 - 11:00 a.m.

Key Note Lecture**Is diabetic retinopathy an inflammatory disease?****Tony Adamis**

11:00 - 11:30 a.m.

Coffee Break

11:30 - 11:40 a.m.

Awards

11:40 - 12:10 a.m.

Session 2**Chairman: Mario Stirpe**

11:40 - 12:10 a.m.

Key Note Lecture**Neuronal degeneration in diabetic retinopathy****Edoardo Midena**

12:10 a.m. - 1:00 p.m. General Assembly

1:00 p.m.

End of Meeting

17th EASDec Meeting

TIMETABLE *at a glance*

Friday 25 May

3:00 - 4:00 p.m.

Registration & Refreshments

Buses from the Official Conference Hotels to the Congress Venue (see schedules at the hotels)

4:00 - 5:30 p.m.

Satellite Symposium

Eli Lilly and Company

5:30 - 7:00 p.m.

Satellite Symposium

Astra-Zeneca and Takeda Pharmaceutical Company

7:00 p.m.

Buses from the Congress Venue to the Welcome Reception Venue

8:00 - 9:00 p.m.

Welcome Reception - "Capitoline Museums"

9:00 - 10:00 p.m.

Welcome Buffet Dinner - "Terrazza Caffarelli"

10:00 p.m.

Buses from the Welcome Reception Venue to the Official Conference Hotels

Saturday 26 May

8:00 - 9:00 a.m.

Registration

Buses from the Official Conference Hotels to the Congress Venue (see schedules at the hotels)

9:00 - 9:10 a.m.

Opening Ceremony

9:10 - 11:00 a.m.

Session 1 - Free Papers: Pathophysiology

11:00 - 11:30 a.m.

Coffee Break

11:30 a.m. - 1:00 p.m.

Session 2

11:30 - 12:00 a.m.

Key Note Lecture

12:00 a.m. - 1:00 p.m.

Free Papers: Pathophysiology, Diagnosis and Miscellaneous

1:00 - 2:00 p.m.

Buffet Lunch

2:00 - 3:45 p.m.

Session 3

2:00 - 2:30 p.m.

Key Note Lecture

2:30 - 3:45 p.m.

Free Papers: Epidemiology and Screening

3:45 - 5:00 p.m.

Coffee Break and POSTERS PRESENTATION

5:00 - 6:00 p.m.

Session 4

5:00 - 5:40 p.m.

Key Note Lecture

5:40 - 6:00 p.m.

Lecture

6:30 p.m.

Buses from the Congress Venue to the Official Conference Hotels

7:30 p.m.

Buses from the Official Conference Hotels to the Gala Dinner Venue

8:30 p.m.

Gala Dinner - "Villa Monte Mario"

From 10:30 p.m.

Buses from Villa Monte Mario to the Official Conference Hotels

Sunday 27 May

9:00 - 11:00 a.m.

Session 1

9:00 - 10:30 a.m.

Free Papers: Macular Oedema: Pathogenesis, Diagnosis & Therapy

10:30 - 11:00 a.m.

Key Note Lecture

11:00 - 11:30 a.m.

Coffee Break

11:30 - 11:40 a.m.

Awards

11:40 - 12:10 a.m.

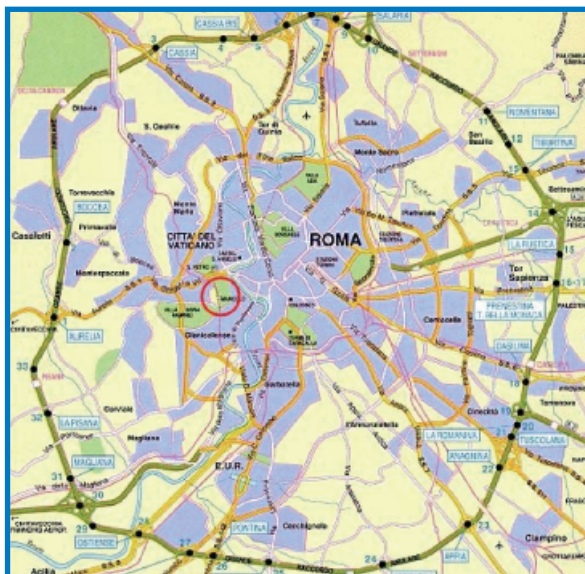
Session 2 - Key Note Lecture

12:10 a.m. - 1:00 p.m.

General Assembly

1:00 p.m.

End of Meeting



- 1 PONTIFICIA UNIVERSITAS URBANIANA
- 2 SAN PETER'S CATHEDRAL
- 3 CAPITOLINE MUSEUMS & TERRAZZA CAFFARELLI
- 4 VILLA MONTE MARIO

- 5 Star Hotel Michelangelo
- 6 Grand Hotel del Gianicolo
- 7 Grand Hotel Palazzo Carpegna
- 8 Hotel Holiday Inn Rome West

5-6-7-8 = Official Conference Hotels

For Official Hotels reservation please visit dedicated section on

www.sciencepromotion.it and www.easdec.org

OFFICIAL SPONSORS

Alcon®

 **Théa**

AstraZeneca 

 **TUBILUX®**
P H A R M A

 **Takeda**

 **NOVARTIS**

 **Pfizer Ophthalmics**



**Golden Sponsor
and educational grant**

 **Visufarma**

 **ALLERGAN**

 **SERVIER**

